

Series 007

007-EN-202108

Double Check Backflow Preventer

Size: DN15-DN50

Series 007 Double Check Valve Backflow Preventer are designed to protect drinking water supplies from dangerous cross-connections in accordance with national plumbing codes and water authority requirements for non-potable service applications such as irrigation, fireline, or industrial processing. Only those cross-connections identified by local inspection authorities as non-health hazard shall be allowed the use of an approved double check valve assembly. Check with local authority having jurisdiction regarding vertical orientation, frequency of testing or other installation requirements.

Features

- Compact, space saving design
- Large body, passages provides low pressure drop
- Top entry single access cover and modular check construction for ease of maintenance
- No special tools required for servicing
- Captured springs for safe maintenance
- Replaceable seats for economical repair
- Ball valve test cocks-screwdriver slotted

Pressure - Temperature

- Temperature Range: 0.5°C – 90°C
- Maximum Working Pressure: 1400kPa (14bar)


Material

Component	Material
Body/Cover(15-50mm)	DR Bronze
Test Cock	DR Brass
Checks	Polymer
Check Seats (Replaceable)	Silicone Rubber Disc
Cover Bolts	Stainless Steel

Installation Dimensions

Dimensions (mm)	DN(mm)					
	15	20	25	32	40	50
L	334	377	445	565	602	648
L1	137	168	235	287	283	340
L2	41	49	58	70	81	94
L3	63	72	86	101	111	134
L4	35	39	43	49	52	55
L5	56	66	77	92	103	120
H	85	91	80	92	92	108
H1	43	49	54	79	79	90
H2	30	35	60	62	62	87
H3	42	49	52	77	83	90
A	52	39	43	68	68	68


007



007-LBS



007-ULBS



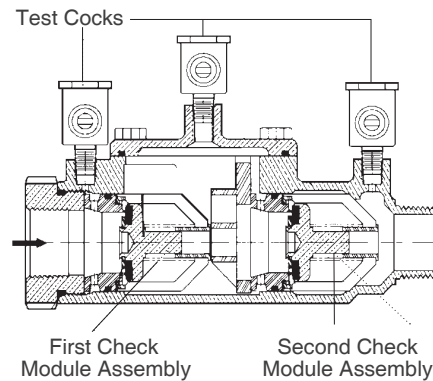
Specification

- Design Standard: AS/NZS 2845.1
- Connection Standard: DN15: MxF BSP
DN20-DN50: MxM BSP
- Working Medium: Non corrosive liquids

Approval

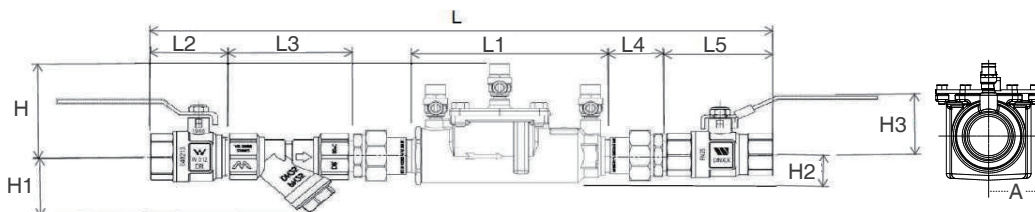


- License No. of the Backflow Preventer: WMKA 1335
- License No. of Ball Valves: WM 040213
- License No. of the Y-Strainer & Unions: WMK 25882



The 007 Series features a modular design concept which facilitates complete maintenance and assembly by retaining the spring load.

007 KIT



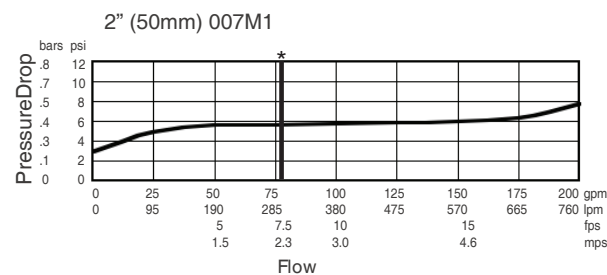
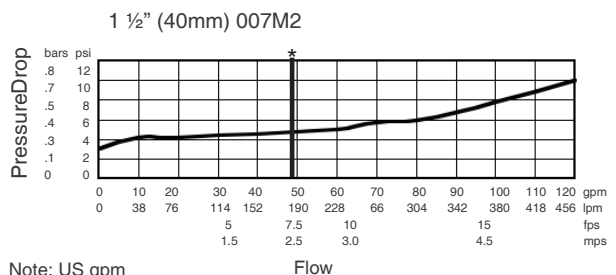
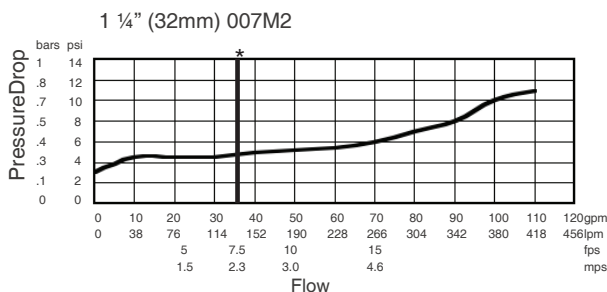
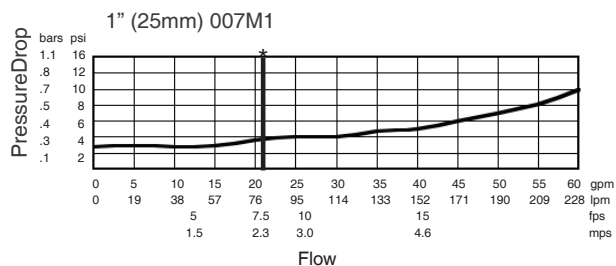
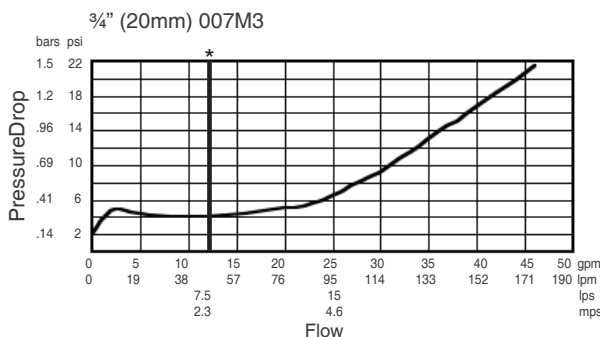
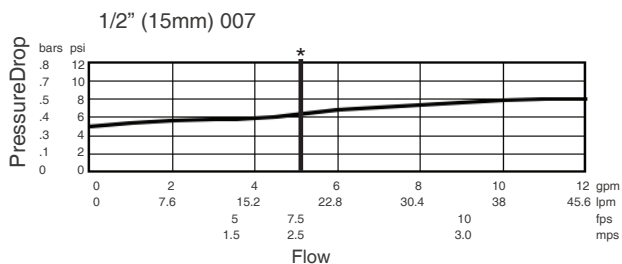
Models

Model NO.	Description
007-015	15MM DCV BRASS M&F - DEVICE ONLY
007-020	20MM DCV BRASS M&M - DEVICE ONLY
007-025	25MM DCV BRASS M&M - DEVICE ONLY
007-032	32MM DCV BRASS M&M - DEVICE ONLY
007-040	40MM DCV BRASS M&M - DEVICE ONLY
007-050	50MM DCV BRASS M&M - DEVICE ONLY
007-015-LBS	15MM DCV BRASS C/W LOCKABLE B/VALVES & STRAINER
007-020-LBS	20MM DCV BRASS C/W LOCKABLE B/VALVES & STRAINER
007-025-LBS	25MM DCV BRASS C/W LOCKABLE B/VALVES & STRAINER
007-032-LBS	32MM DCV BRASS C/W LOCKABLE B/VALVES & STRAINER
007-040-LBS	40MM DCV BRASS C/W LOCKABLE B/VALVES & STRAINER
007-050-LBS	50MM DCV BRASS C/W LOCKABLE B/VALVES & STRAINER
007-015-ULBS	15MM DCV BRASS C/W LOCKABLE B/VALVES, STRAINER & UNIONS
007-020-ULBS	20MM DCV BRASS C/W LOCKABLE B/VALVES, STRAINER & UNIONS
007-025-ULBS	25MM DCV BRASS C/W LOCKABLE B/VALVES, STRAINER & UNIONS
007-032-ULBS	32MM DCV BRASS C/W LOCKABLE B/VALVES, STRAINER & UNIONS
007-040-ULBS	40MM DCV BRASS C/W LOCKABLE B/VALVES, STRAINER & UNIONS
007-050-ULBS	50MM DCV BRASS C/W LOCKABLE B/VALVES, STRAINER & UNIONS

Characteristic Curves

As compiled from documented Foundation for Cross-Connection Control and Hydraulic Research at the University of Southern California lab tests.

* Typical maximum system flow rate (2.3 m/s.)



Note: US gpm

DISCLAIMER: Every care has been taken in the preparation of these instructions, which have been issued as a guide only. Compliance with the requirements of local Authorities is required at all times. These requirements may change from time to time. Always be aware of the local requirements. Subject to any statutory obligations and manufacturers warranties no liability can be accepted for any losses, consequential or otherwise which may arise or be said to have arisen from relying upon the contents of this installation instruction as to the fitness of any particular product for any particular purpose, use or application. The Australian Valve Group Pty Ltd reserves the right to modify designs and specifications and to withdraw and introduce products at any time without notice.